

# How To Size Up a Conventional Filter

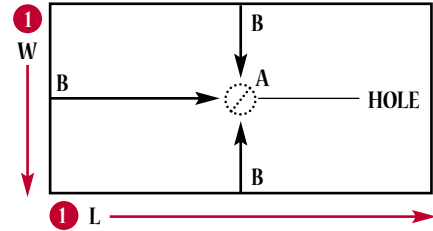
Measure Width, Length or Diameter of the filter to the most outside points. Note any hole in the filter, the location of the hole and size or diameter of the hole. Then locate the filter from pages 2 or 3 of this catalog. If the filter you're looking for is not listed, or you have questions concerning filter size, material or availability, call 1-800-548-5150. (For Filter Pads, powder-filled paper material, use our guide on page 4.)

For assistance in matching up a filter, Call 1-800-548-5150 (eastern) and ask us for help.

## SHEET

SINGLE THICKNESS

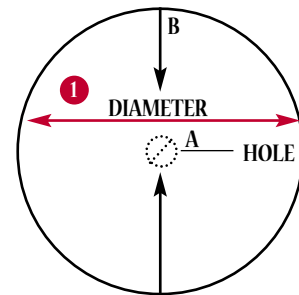
- 1 Measure width and length.
- 2 If a hole is present:
  - A. Measure across the opening of the hole to determine the diameter.
  - B. Measure all sides to the outside edge of the hole to determine its position.



## DISC

ROUND WITH OR WITHOUT HOLE

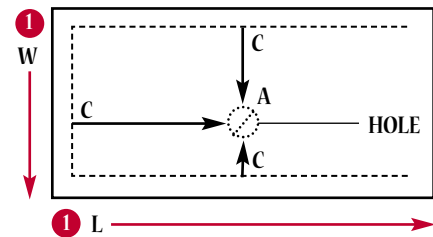
- 1 Measure diameter of disc.
- 2 If a hole is present:
  - A. Measure across the opening of the hole to determine the diameter.
  - B. Measure all sides to the outside edge of the hole to determine its position.



## ENVELOPE

DOUBLE THICKNESS WITH STITCHING ON TWO OR THREE SIDES. THESE FILTERS WILL COME WITH OR WITHOUT HOLES. IF A HOLE IS PRESENT IT WILL EITHER BE THROUGH ONE SHEET OR GO DIRECTLY THROUGH THE FILTER.

- 1 Measure width and length.
- 2 If a hole is present:
  - A. Measure across the opening of the hole to determine the diameter.
  - B. Make a note if the hole is through one side of the filter or passes straight through both sides of the filter.
  - C. Measure from the closed or stitched points of the filter to the edge of the hole. You should have three measurements for the hole position when you've finished.



## FILTER ITEM NUMBER LEGEND

<p><b>D = DISCO®</b> Filter Size</p> <p><b>D 1414</b></p>	<p><b>E 4</b> Filter Type</p>	<p><b>Filter Type</b> E = Envelope D = Disc S = Sheet T = Tabs</p>	<p><b>Filter Material</b> 3 = Standard flow synthetic non-woven material 4 = 44 pound crepe paper material 5 = 54 pound crepe paper material 6 = paper filled with Filter Brite® Powder 7 = 70 pound crepe paper material 8 = 35 pound smooth paper material</p>
---	-----------------------------------	--	--



Save time with

# SMART-TABS®!!

**Concentrated Fryer Cleaner**

Learn more on page 7

